

## SE BOARD OF DIRECTORS AND MANAGER

Jerry Berger – President

Jeff Anderson – Vice-President

Carl Beach – Secretary/Treasurer

Alicia Bonesteele

Jim Dyer

Paul Ennor

Joe Van Meter

Bob Speckman – General Manager

*Annual meeting in May*

633 Seventh Street NW  
PO Box 5588, Salem, OR 97304

**Ph: 503 362-3601**

Fax: 503 371-2956

E-mail: [se@salemelectric.com](mailto:se@salemelectric.com)  
[salemelectric.com](http://salemelectric.com)



## SALEM ELECTRIC A Cooperative Corporation

Salem Electric was founded in 1938 and energized April 24, 1941, serving 17 residential and 5 general service members in the city of West Salem in Polk County, Oregon.

Founder Harry Read owned a local radio station and started the utility after he became dissatisfied with service from the local investor-owned utility.

In 1942 Salem Electric contracted with the Bonneville Power Administration (BPA) to utilize its river crossing to expand its service to downtown Salem. In 1945 the co-op contracted with BPA for a second point of delivery in North Salem to serve portions of what is now Keizer.

A territorial agreement was signed with Portland General Electric in 1968 which designated service boundaries between the two utilities.

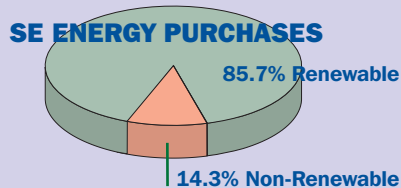
Salem Electric's commitment to reliable service and to the communities it serves continues today.

# Fast Facts 2010



**Salem Electric**  
SERVING KEIZER AND SALEM

# RESOURCES



Salem Electric purchases all the power it distributes from the Bonneville Power Administration.

## Generation Resources

77.9% Large Hydro	8.2% Nuclear
1.1% Small Hydro	6.1% Market Purchases <i>(unspecified sources)</i>
0.5% Other	0% Natural Gas
6.2% EPP*	0% Coal

**85.7% Total Renewable**      **14.3% Total Non-Renewable**

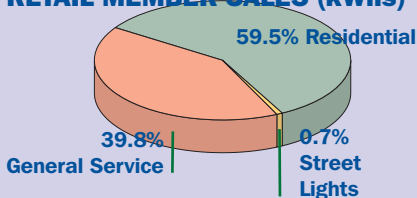
## \*Commitment to Renewable Energy

Salem Electric supports renewable energy and purchases 6.2% (2.34 MW) of its total portfolio through the BPA Environmentally Preferred Program. This offsets a portion of the non-renewable resources provided by BPA bringing our total renewable purchases to 85.7%.

# STATISTICS

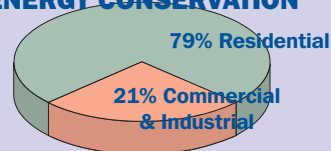
Service Area: 17.48 square miles  
 Total Number of Customers: 18,544  
 Total Number of Employees: 48  
 Average Monthly kWh Usage Per Residential Member: 970  
 Average Monthly Cost Per Residential Member: \$71.98  
 Residential Cost per kWh: 6.87¢  
 National Average Price Per Residential kWh: 11.68¢  
 Miles of Distribution Line: 607  
 (367 Overhead, 240 Underground)

## RETAIL MEMBER SALES (kWhs)



# PUBLIC PURPOSE

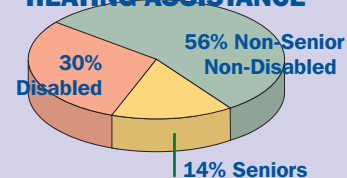
## ENERGY CONSERVATION



**Total: \$1,042,232**  
**Annual Savings: 1,933,275 kWh**

Note: includes BPA Heat Pump Pilot Program which increased residential numbers.

## HEATING ASSISTANCE



**Total Dispersed: \$209,950**  
**Members Assisted: 1,189**

**Total Assets of Salem Electric:**  
 \$47,495,568

**Capital Credits Paid:**  
 \$1,143,246

**Number of Services Added:**  
 85